

PITTURA PER COPERTA

TECHNICAL DATA SHEET

Product description

Modified alkyd finish for decks, boot toppings and bilges. This product is highly resistant to wear, abrasion and exposure to the marine environment. It can be submerged again and again in sea water without losing its gloss and colour. It is very flexible and adheres well to a wide range of primers. It is not suitable to be applied directly to galvanized panels and inorganic zinc primers.

Product information

Finish	Glossy		
Colour	Green .071, Red .171		
Solids (by volume)	ASTM D2369		55 ± 2%
Specific gravity	UNI EN ISO 2811-1		1,10 ± 1,15 g/cm ³
Flash point	UNI EN ISO 13736		39 °C
VOC (calculated average content)	ISO 11890-2/2006		345 g/l
Packaging	2,5 Lt		

PITTURA PER COPERTA

TECHNICAL DATA SHEET

Application and use

SURFACE PREPARATION

Fiberglass: Degrease the surface to be treated with an adequate solvent or detergent. Pressure wash with fresh water and remove any trace of oil and grease. All surfaces to be painted must be clean, dry and free of contaminants. Sandpaper with P180 – P220 abrasive paper and apply the primer on the treated surface. Before applying PITTURA PER COPERTA, blow with clean and dry air to remove any sanding or dirt residual.

Wood: The moisture content of the wood must not exceed 18%. Thoroughly sandpaper with no. P80 - P120 paper. Before proceeding with the application, blow with clean and dry air to remove any sanding and dirt residual. Apply the primer with a first Adherpox coat, or with a Gel Prime coat with a 30% dilution. Apply a further coat with lower dilutions. Sandpaper with P280– P320 paper. Before proceeding with the application of PITTURA PER COPERTA, blow with fresh and dry air, in order to remove any trace of sanding and dirt.

Steel: Pressure wash with fresh water and remove any trace of oil and grease (wash with a specific solvent if necessary). All surfaces to be painted must be clean, dry and free of contaminants. Perform a mechanical cleaning treatment of grade St 3. Apply the Primer with two Adherpox coats. Sandpaper with P280– P320 paper. Clean and then proceed with the PITTURA PER COPERTA application.





Aluminium: Perform the same washing treatment as for steel. Sand down with coarse-grained discs P36 - 40. The metal must be silver-coloured, completely free of oxidation residues. Be careful not to polish the surface without exceeding it with the engraving. Before proceeding with the application of the products, blow with clean and dry air to remove any residue of sanding and dirt, apply the primer with two coats of Adherpox, clean and proceed with the application of PITTURA PER COPERTA.

Old topcoats: remove the detaching parts by scraping and sanding with P180 - P220 paper. Before applying PITTURA PER COPERTA, blow with clean, dry air to remove any residue of sanding and dirt.



PITTURA PER COPERTA

TECHNICAL DATA SHEET

Application data

Thinner/Tool cleaning		6470 - Roller/Brush(5% max) 6470 - Conventional spray: (5% max)
Application methods		Conventional Pressure 3,5 bar Nozzle 1,2 – 1,4 mm
	 	
Dry film thickness per coat	Standard application range	40– 50 μm
	Recommended	40 μm
Wet film thickness per coat	Standard application range	73 – 90 μm
	Recommended	73 μm
Theoretical coverage	40 μm	13,7 m^2/l
Recommended primers	Gel Prime - Adherpox	

Drying time

Temperature °C	10		15		20		30	
	Min	Max	Min	Max	Min	Max	Min	Max
Coverage 			32 hrs	7 days	24 hrs	7 days	18 hrs	7 days
Completely dry 			7 days		7 days		7 days	

N.B. *The drying times and the overcoating intervals increase with higher thickness of the applied film. Always check that the existing painting film is perfectly dry before applying a further product coat.*

PITTURA PER COPERTA

TECHNICAL DATA SHEET

CONDITIONS DURING APPLICATION

In order to avoid the formation of condensation, the surface temperature should be at least 3°C above dew point. During application and curing, the min. ambient temperature must not be lower than 15° C or higher than 30° C, substrate temperature must not be lower than 10° C since the curing is remarkably reduced at lower temperatures.

Application is not advisable when the relative humidity exceeds 80%. The term-hygrometric survey should be carried out near the surface to be coated. Make sure there is enough ventilation when the application takes place in closed areas.

Storage

It is recommended to avoid exposure to air and extreme temperatures. To maximize the shelf life in the can, it is worth checking that the container is well closed during the storage and that the temperature is between 10° C and 35° C. Avoid exposure to direct sunlight.

Safety rules

Comply with the provisions set by the local health and safety at work regulations. Avoid contact with the skin, for example. Operate in well ventilated places and, if in closed areas, use vacuum cleaners, fans and air conveyors. During the application, use appropriate protections (masks, gloves, glasses, etc.). Before using, read sections 7-8 of the SDS.

INSTRUCTIONS FOR THE DISPOSAL OF PRODUCTS AND PACKAGING

Empty packaging that contains the products: Dispose of empty packaging according to the requirements of the waste disposal law, for example by taking them to the recycling center.

Packages containing the unused products: Dispose of the unused product in accordance with the law of disposal of such waste, by taking it to a recycling center, recycling of packaging is prohibited in this case. Do not empty into drains or water courses. Product packaging must be kept indoor and the temperature in the storage place must be between 10° C and 35° C. Do not expose to sunlight.

PITTURA PER COPERTA

TECHNICAL DATA SHEET

Notes

The values indicated in the present technical sheet can have slight variations from one batch to another. The applied product must not come in contact with water, chemicals or subjected to mechanical stress before the curing is complete. All wet film thicknesses refer to a product which is not diluted. With dilution, this value will rise. The above information is the result of accurate laboratory tests and practical experience; however, since the product is predominantly used outside the manufacturer's control, Boero Bartolomeo S.p.A can only guarantee its quality. The information contained in this sheet may be subjected to revision by the Company. For clarification, updates or further information, it is recommended to contact Boero Bartolomeo S.p.A directly. The present datasheet annuls and replaces every other precedent to this one.